

STAPLETON LONG

Estate Agents & Chartered Surveyors

EST 1907



Stockwell Park Walk, London, SW9 0FF

**Two Bedroom Two Bathroom Flat
Large Reception and Winter Garden
Popular Brixton Location**

£2,500 PCM

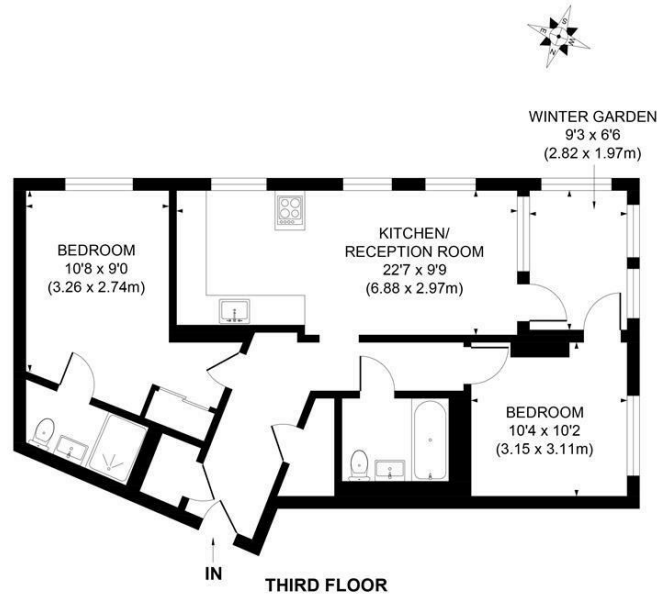
TO VIEW THIS PROPERTY CALL: 020 8670 9111

Email: norwood.sales@stapletonlong.co.uk

www.stapletonlong.co.uk

Situated within a new development in the heart of Brixton, is this wonderful two bedroom two bathroom third floor apartment boasting well presented and modern interiors with large reception room/kitchen and charming winter garden.

The property is situated moments from an extensive range of shops, bars, restaurants and leisure facilities in Brixton. The property is well served by public transport options to include Brixton tube station being




APPROX. GROSS INTERNAL FLOOR AREA 804 SQ. FT/74.70 SQ. M

Illustration for identification purpose only, not to scale
All measurements are maximum, and includes wardrobes and window bays where applicable
Prepared by Pixangle ©. Tel 020 8870 2116

| Energy Efficiency Rating | | Current | Potential |
|--|--|-------------------------|-----------|
| <i>Very energy efficient - lower running costs</i> | | | |
| (92 plus) A | | 85 | 85 |
| (81-91) B | | | |
| (69-80) C | | | |
| (55-68) D | | | |
| (39-54) E | | | |
| (21-38) F | | | |
| (1-20) G | | | |
| <i>Not energy efficient - higher running costs</i> | | | |
| England & Wales | | EU Directive 2002/91/EC | |

| Environmental Impact (CO ₂) Rating | | Current | Potential |
|---|--|-------------------------|-----------|
| <i>Very environmentally friendly - lower CO₂ emissions</i> | | | |
| (92 plus) A | | 90 | 90 |
| (81-91) B | | | |
| (69-80) C | | | |
| (55-68) D | | | |
| (39-54) E | | | |
| (21-38) F | | | |
| (1-20) G | | | |
| <i>Not environmentally friendly - higher CO₂ emissions</i> | | | |
| England & Wales | | EU Directive 2002/91/EC | |



Please Note: All dimensions are approximate and are quoted for guidance only. Reference to appliances and/or services does not imply that they are necessarily in working order or fit for the purpose. We have been advised by the vendor of the freehold/leasehold status of the property and you should have this, together with any other information provided concerning the tenure of the property, checked by your solicitor. The position regarding fixtures and fittings and, where the property has been extended/converted, the position regarding planning approval and building regulation compliance, should also be checked by your solicitor. These particulars do not constitute or form part of an offer or contract nor may they be regarded as representations. All interest parties must themselves verify their accuracy.

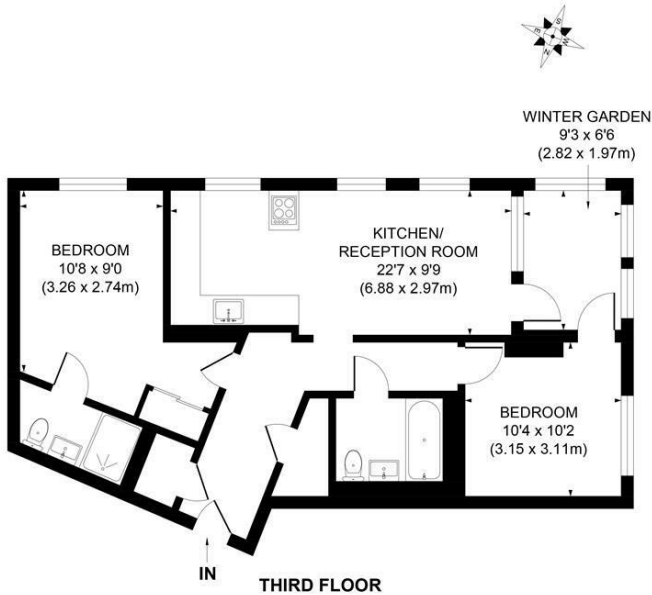
moments away.

Available Now, Viewings available

EPC RATING: B

COUNCIL TAX BAND: D


F



APPROX. GROSS INTERNAL FLOOR AREA 804 SQ. FT/74.70 SQ. M
Illustration for identification purpose only, not to scale
All measurements are maximum, and includes wardrobes and window bays where applicable
Prepared by Pivangle ©. Tel 020 8870 2118

| Energy Efficiency Rating | | Current | Potential |
|---|-------------------------|---------|-----------|
| Very energy efficient - lower running costs | | | |
| (92 plus) A | | | |
| (81-91) B | | 85 | 85 |
| (69-80) C | | | |
| (55-68) D | | | |
| (39-54) E | | | |
| (21-38) F | | | |
| (1-20) G | | | |
| Not energy efficient - higher running costs | | | |
| England & Wales | EU Directive 2002/91/EC | | |

| Environmental Impact (CO ₂) Rating | | Current | Potential |
|---|-------------------------|---------|-----------|
| Very environmentally friendly - lower CO ₂ emissions | | | |
| (92 plus) A | | 90 | 90 |
| (81-91) B | | | |
| (69-80) C | | | |
| (55-68) D | | | |
| (39-54) E | | | |
| (21-38) F | | | |
| (1-20) G | | | |
| Not environmentally friendly - higher CO ₂ emissions | | | |
| England & Wales | EU Directive 2002/91/EC | | |



Please Note: All dimensions are approximate and are quoted for guidance only. Reference to appliances and/or services does not imply that they are necessarily in working order or fit for the purpose. We have been advised by the vendor of the freehold/leasehold status of the property and you should have this, together with any other information provided concerning the tenure of the property, checked by your solicitor. The position regarding fixtures and fittings and, where the property has been extended/converted, the position regarding planning approval and building regulation compliance, should also be checked by your solicitor. These particulars do not constitute or form part of an offer or contract nor may they be regarded as representations. All interest parties must themselves verify their accuracy.

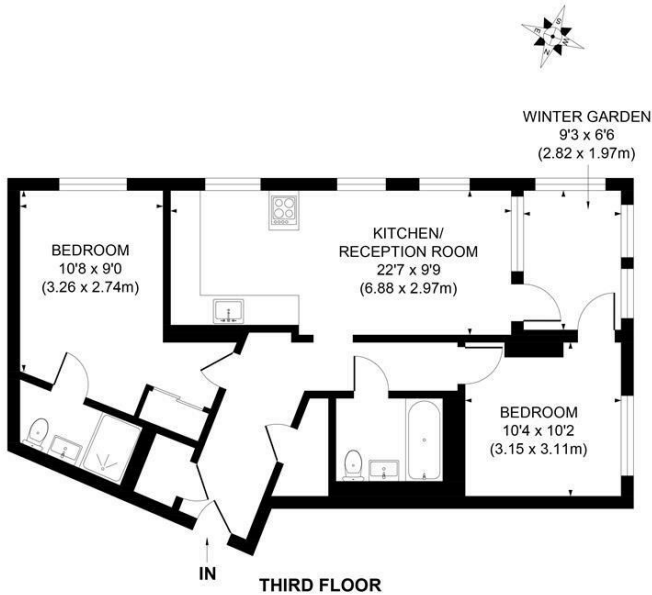
Information for Tenants: Properties in England

Relevant letting fees and tenant protection information

In addition to paying rent for the property, you may also be required to make the following permitted payments:

Before the tenancy starts:


- Holding Deposit: 1 week's rent or £150



APPROX. GROSS INTERNAL FLOOR AREA 804 SQ. FT/74.70 SQ. M
 Illustration for identification purpose only, not to scale
 All measurements are maximum, and includes wardrobes and window bays where applicable
 Prepared by Pivangle ©. Tel 020 8870 2118

| Energy Efficiency Rating | | Current | Potential |
|---|-------------------------|-----------|-----------|
| Very energy efficient - lower running costs | | | |
| (92 plus) A | | | |
| (81-91) B | | | |
| (69-80) C | | | |
| (55-68) D | | | |
| (39-54) E | | | |
| (21-38) F | | | |
| (1-20) G | | | |
| Not energy efficient - higher running costs | | | |
| England & Wales | EU Directive 2002/91/EC | 85 | 85 |

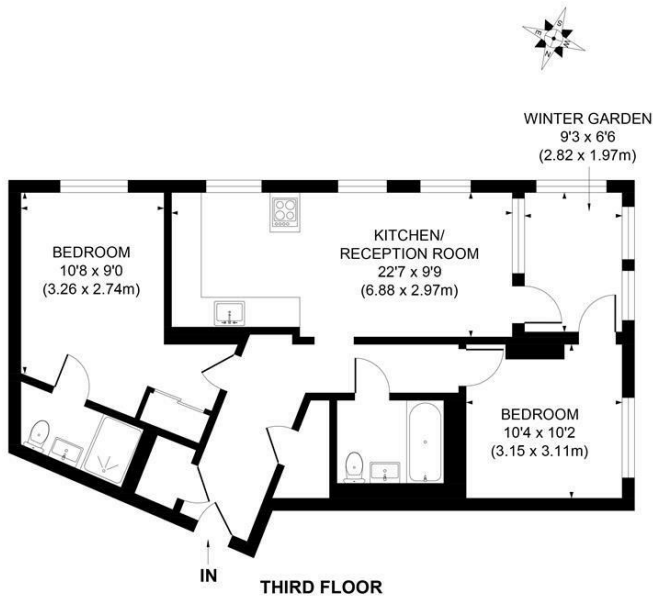
| Environmental Impact (CO ₂) Rating | | Current | Potential |
|---|-------------------------|-----------|-----------|
| Very environmentally friendly - lower CO ₂ emissions | | | |
| (92 plus) A | | | |
| (81-91) B | | | |
| (69-80) C | | | |
| (55-68) D | | | |
| (39-54) E | | | |
| (21-38) F | | | |
| (1-20) G | | | |
| Not environmentally friendly - higher CO ₂ emissions | | | |
| England & Wales | EU Directive 2002/91/EC | 90 | 90 |



Please Note: All dimensions are approximate and are quoted for guidance only. Reference to appliances and/or services does not imply that they are necessarily in working order or fit for the purpose. We have been advised by the vendor of the freehold/leasehold status of the property and you should have this, together with any other information provided concerning the tenure of the property, checked by your solicitor. The position regarding fixtures and fittings and, where the property has been extended/converted, the position regarding planning approval and building regulation compliance, should also be checked by your solicitor. These particulars do not constitute or form part of an offer or contract nor may they be regarded as representations. All interest parties must themselves verify their accuracy.

- Deposit: 5 weeks rent (or in the case of rental income of more than £50,000 per annum 6 weeks rent).
- During the tenancy:
 - Payments to other third parties: such as Council Tax, utilities or payments for communications services;
 - Default Charges: such as payments for the replacement of lost keys or interest on overdue rent; and
 - Tenancy Transaction Charges: such as requests to vary or assign the tenancy.


Tenant Protection



APPROX. GROSS INTERNAL FLOOR AREA 804 SQ. FT/74.70 SQ. M
 Illustration for identification purpose only, not to scale
 All measurements are maximum, and includes wardrobes and window bays where applicable
 Prepared by Pivangle ©. Tel 020 8870 2118

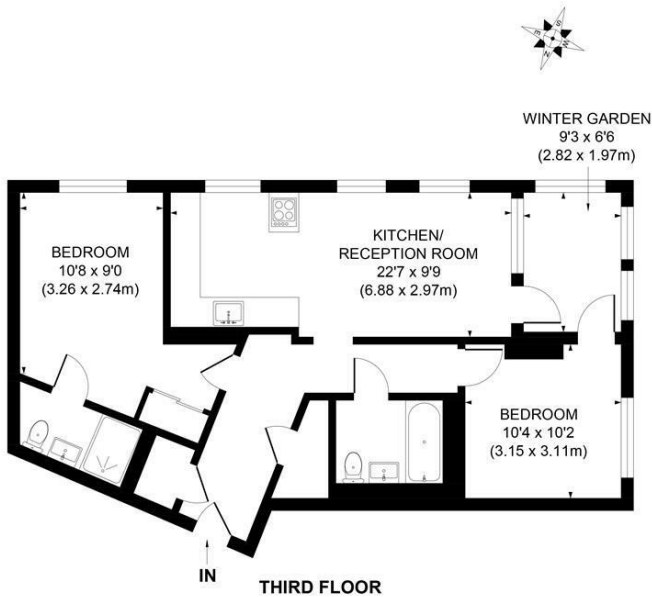
| Energy Efficiency Rating | | Current | Potential |
|---|-------------------------|---------|-----------|
| Very energy efficient - lower running costs | | | |
| (92 plus) A | | | |
| (81-91) B | | | |
| (69-80) C | | | |
| (55-68) D | | | |
| (39-54) E | | | |
| (21-38) F | | | |
| (1-20) G | | | |
| Not energy efficient - higher running costs | | | |
| England & Wales | EU Directive 2002/91/EC | 85 | 85 |

| Environmental Impact (CO ₂) Rating | | Current | Potential |
|---|-------------------------|---------|-----------|
| Very environmentally friendly - lower CO ₂ emissions | | | |
| (92 plus) A | | | |
| (81-91) B | | | |
| (69-80) C | | | |
| (55-68) D | | | |
| (39-54) E | | | |
| (21-38) F | | | |
| (1-20) G | | | |
| Not environmentally friendly - higher CO ₂ emissions | | | |
| England & Wales | EU Directive 2002/91/EC | 90 | 90 |



Please Note: All dimensions are approximate and are quoted for guidance only. Reference to appliances and/or services does not imply that they are necessarily in working order or fit for the purpose. We have been advised by the vendor of the freehold/leasehold status of the property and you should have this, together with any other information provided concerning the tenure of the property, checked by your solicitor. The position regarding fixtures and fittings and, where the property has been extended/converted, the position regarding planning approval and building regulation compliance, should also be checked by your solicitor. These particulars do not constitute or form part of an offer or contract nor may they be regarded as representations. All interest parties must themselves verify their accuracy.

Stapleton Long is a member of the Royal Institute of Chartered Surveyors (RICS) which is a client money protection scheme, and also a member of The Property Ombudsman which is a redress scheme. You can find out more details on the agent's website or by contacting the agent directly.




APPROX. GROSS INTERNAL FLOOR AREA 804 SQ. FT/74.70 SQ. M

Illustration for identification purpose only, not to scale
All measurements are maximum, and includes wardrobes and window bays where applicable
Prepared by Pivangle ©. Tel 020 8870 2118

| Energy Efficiency Rating | | Current | Potential |
|--|--|-------------------------|-----------|
| <i>Very energy efficient - lower running costs</i> | | | |
| (92 plus) A | | 85 | 85 |
| (81-91) B | | | |
| (69-80) C | | | |
| (55-68) D | | | |
| (39-54) E | | | |
| (21-38) F | | | |
| (1-20) G | | | |
| <i>Not energy efficient - higher running costs</i> | | | |
| England & Wales | | EU Directive 2002/91/EC | |

| Environmental Impact (CO ₂) Rating | | Current | Potential |
|---|--|-------------------------|-----------|
| <i>Very environmentally friendly - lower CO₂ emissions</i> | | | |
| (92 plus) A | | 90 | 90 |
| (81-91) B | | | |
| (69-80) C | | | |
| (55-68) D | | | |
| (39-54) E | | | |
| (21-38) F | | | |
| (1-20) G | | | |
| <i>Not environmentally friendly - higher CO₂ emissions</i> | | | |
| England & Wales | | EU Directive 2002/91/EC | |



Please Note: All dimensions are approximate and are quoted for guidance only. Reference to appliances and/or services does not imply that they are necessarily in working order or fit for the purpose. We have been advised by the vendor of the freehold/leasehold status of the property and you should have this, together with any other information provided concerning the tenure of the property, checked by your solicitor. The position regarding fixtures and fittings and, where the property has been extended/converted, the position regarding planning approval and building regulation compliance, should also be checked by your solicitor. These particulars do not constitute or form part of an offer or contract nor may they be regarded as representations. All interest parties must themselves verify their accuracy.